




**ESHOOTER**

**FLARE CUBE Mono**

Tracer Unit

# User Manual

V1.0



V801

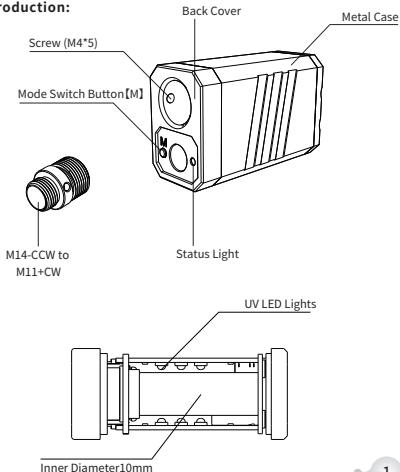
## Product Overview

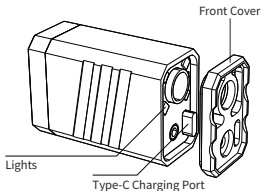
Dear customers,

Thanks for purchasing our FLARE. In order to help you know how to use it better, please kindly read this manual before using and remember to keep it well.

Package include: 1 x Flare Tracer Unit, 1 x Adaptor(M14-CCW to M11+CW), 1 x Type C Charging Cable, 1 x Allen Wrench (Support white BBs/Green tracer BBs/Gel BBs)

### Tracer Introduction:

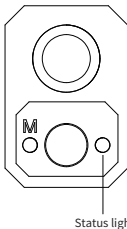




## Product Specification

Product Model	V801	Rated Input	5V = 0.5A
Size	60.5 x 37.8 x 25.5	Standby Current	<6 $\mu$ A
Weight	75 g	Working Current	<800mA
Case Material	Metal	Usage time	$\leq$ 6h
Temperature Range	-20°C ~ 60°C	Standby time	$\geq$ 3Months
Battery Capacity	340mAh	User Age	14 +

## Instructions

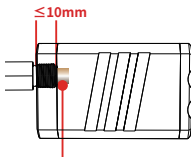


Each time the mode switching button [M] is pressed, a function is switched, and the 4 modes are cycled in turn.

Status light	Mode	Status
	Flame	
	Tracer with flame	
	Tracer	
Twinkle twice	Turn OFF	

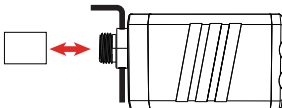
## Installation notes

Please make sure that the inner barrel of the gun does not exceed the barrel thread by 10mm, otherwise it will not work properly.



If the muzzle extends more than 5mm here it may cause the FLARE not to work.

When installing the M11+ internal barrel pistol, you must use the M14- to M11+ adapter, and use the Allen wrench to tighten the adapter.



## Product Notice

### Sleep&Active

If the FLARE is not work for 5 minutes, it will automatically go to sleep, and shake the product to activate the device again. (Active shutdown cannot be activated by shaking)

### Charge

The Type-C charging port only supports DC 5V power supply ,Please use a regular mobile phone charger or power bank to charge ; When charging, the red light is always on. When fully charged, the green light is always on. It takes about 2 hours to fully charge.

### Low battery warning

When the battery voltage is too low, the working indicator light will flicker red, which is a low battery alarm reminder, please charge it in time!

## Warning

- Please wipe the FLARE inner tube after long-term use to avoid affecting your using.
- The interior is a delicate part, please do not disassemble it by yourself
- Unable to use while charging, please unplug the power and restart
- Do not look directly at the RGB lights after powering on to avoid eyes damage!
- It is forbidden to maliciously use the transmitter to directly irradiate human eyes, and ESHOOTER will not be responsible for the damage caused by this!
- Please turn off in time when not in use. If the battery is not charged for more than 3 months, the battery may be over-discharged and its lifespan will be reduced or even damaged.
- It is forbidden to throw it into the fire, because the battery in the light emitter may explode and pollute the environment.



## Declaration of Toxic and Hazardous Substances

Parts	Toxic and Hazardous Substances or Elements					
	Plumbum (Pb)	Mercury (Hg)	Cadmium (Cd)	Chromium VI (Cr6+)	Poly- brominated biphenyls (PBB)	Poly- brominated diphenyl ethers (PBDE)
Plastic	○	○	○	○	○	○
Metal	×	○	○	○	○	○
PCB	×	○	○	○	○	○
Other	×	○	○	○	○	○

○ Indicates that the content of the toxic and harmful substances in all homogeneous materials of the part is less than the requirement in SJ/T-11363-2006 《Limit requirements for toxic and harmful substances in electronic products》.

×

Indicates that the content of the toxic or hazardous substance is at least in one homogeneous material of the part exceeds the limit requirement by SJ/T11363-2006.

This product complies with RoHS environmental protection requirements: At present, there is no mature technology in the world that can replace or reduce the lead content in electronic ceramics and copper alloys.



RoHS



## Warranty Card

Name : \_\_\_\_\_

Phone Number : \_\_\_\_\_

Email : \_\_\_\_\_

Address : \_\_\_\_\_

Item Model : **FLARE Mono** \_\_\_\_\_

Inspector : \_\_\_\_\_

Date of Production : \_\_\_\_\_

## After Sale Policy

**Please keep this warranty card, purchase receipt and product packaging properly. Please present them when after sales service is requested.**

1. FLARE has 6 months warranty service since the date of purchase.
2. If there is any quality issued found under the normal operation (not man-made damaged) while the product has not been disassembled by unauthorised technicians, the product is free for replacement in the first 30 days from the date of purchase.
3. During the warranty period, if there is a quality defected be found in the normal operation, free repair service is provided after the production is inspected and verified by the authorised technicians. Warranty service does not include the transportation cost and door to door service.
4. Warranty is void under the below circumstances, free repair service is no longer provided if,
  - 4.1 User does not follow the instruction menu, mis-installation, storage and use which lead to the product failure or damage.
  - 4.2 Any damage caused by force majeure reasons.
  - 4.3 Product failure or damage caused by the disassemble or modification by the unauthorised technicians.
  - 4.4 Warranty card or purchase receipt is not provided.
  - 4.5 Warranty period is expired.
5. Warranty service would be refused to provide if there original warranty card is not presented, the repair record is not consistent with the fact, any alteration or unrecognised description on the warranty card.

## FCC WARNING

This device complies with part 15 of the FCC Rules. Operation is subject to the following two conditions:

- (1) this device may not cause harmful interference, and
- (2) this device must accept any interference received, including interference that may cause undesired operation.

Any changes or modifications not expressly approved by the party responsible for compliance could void the user's authority to operate the equipment.

NOTE: This equipment has been tested and found to comply with the limits for a Class B digital device, pursuant to Part 15 of the FCC Rules. These limits are designed to provide reasonable protection against harmful interference in a residential installation. This equipment generates, uses and can radiate radio frequency energy and, if not installed and used in accordance with the instructions, may cause harmful interference to radio communications.

However, there is no guarantee that interference will not occur in a particular installation.

Which can be determined by turning the equipment off and on, the user is encouraged to try to correct the interference by one or more of the following measures:

- Reorient or relocate the receiving antenna.
- Increase the separation between the equipment and receiver.
- Connect the equipment into an outlet on a circuit different from that to which the receiver is connected.
- Consult the dealer or an experienced radio/TV technician for help.

The device has been evaluated to meet general RF exposure requirement. The device can be used in portable exposure condition without restriction.



RoHS





# FLARE CUBE Mono




[www.eshooter-world.com](http://www.eshooter-world.com)





Watch the Video

E-SHOOTER TECHNOLOGY (SHENZHEN) CO.,LTD.

 Galaxy World Phase I Tower A, No.1 Yabao Road, Longgang District, Shenzhen, China

 0086 0755 84503091

 [support@eshooter-world.com](mailto:support@eshooter-world.com)

 [www.eshooter-world.com](http://www.eshooter-world.com)



EShooter\_Tech



Eshooter\_Tech



Eshooter\_Tech



E - shooter